

HIGH-ACCURACY WELD FORCE GAUGES

Digital-Electronic



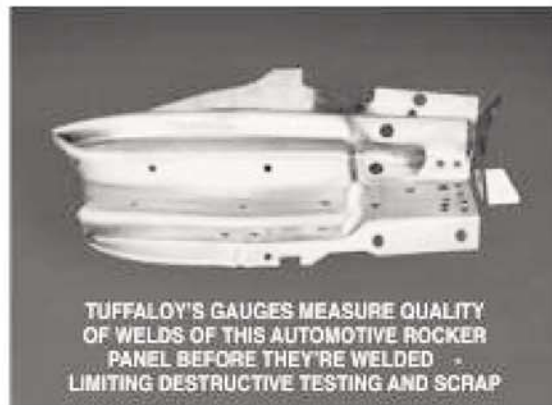
Digital-Hydraulic



Standard-Hydraulic



High-Capacity Hydraulic



TUFFALOY'S GAUGES MEASURE QUALITY OF WELDS OF THIS AUTOMOTIVE ROCKER PANEL BEFORE THEY'RE WELDED - LIMITING DESTRUCTIVE TESTING AND SCRAP



WE OFFER ONE OF THE BROADEST PRODUCT LINES AVAILABLE TODAY

Tuffaloy supplies a broad range of weld force gauges, available with accuracies from 0.5% for Digital-Electronic gauges; to 2% accuracy for the Digital-Hydraulic which has a digital output driven by hydraulics; to our Standard Hydraulic models with 2%-3% accuracy. All are available in English and metric readouts.

Our **Digital-Electronic** gauge supplies the highest accuracy (0.5% for 95% of the gauges range). The gauge has large LCD readouts with peak-hold capabilities. All functions are electronic which prevents variations caused by flexing.

The **Digital-Hydraulic** delivers better accuracy than standard hydraulic gauges but at a lower price than all-digital models. The peak-hold feature allows for reading variable forces, which are common in resistance welding machinery. Gauges maintain an accuracy of 1% for 30% to 90% of the gauge's range.

Tuffaloy's **Standard Hydraulic** gauges are the low cost method for obtaining general force measurements. These gauges are available in a standard block style, with extensions. Sizes range from 600 lb. up to 10 tons with accuracy of 2% at the mean and 3% outside of mean for 70% of the gauge's range.

Resistance Welding Machine & Accessory





Voice: 269-428-4770 Fax: 269-428-4796

Express Orders: 800-915-9353

Visit Our Website at: www.resweld.com



WELD FORCE GAUGES

STANDARD GAUGE DATA						
Description	Features	Maximum Reading	Increment Every	Opening Required	Extension Length	Item Number
Digital-Electronic Weld Probe 	<ul style="list-style-type: none"> • <i>Analog output</i> • <i>Auto shut-off</i> • <i>No-weld setting not required</i> • <i>Accuracy 0.5% over full range</i> 	0-1000 lbs/ 0-454 Kg	1 lb 1 Kg	1/4"	10"	601-8010MD 601-8045MD-KG
		0-3000 lbs/ 0-1133 Kg	1 lb 1 Kg	1/2"	10"	601-8300MD 601-8136MD-KG
		0-5000 lbs/ 0-2270 Kg	1 lb 1 Kg	1.1"	10"	601-8500MD 601-8227MD-KG
		0-10,000 lbs/ 0-2270 Kg	1 lb 1 Kg	1.1"	10"	601-8100MD 601-9453MD-KG
Digital-Hydraulic* 	<ul style="list-style-type: none"> • <i>Accuracy 2%</i> • <i>NIST traceable certification</i> 	0-1361 Kg	1 Kg	3/4"	–	601-1361D
		0-3000 lbs	1 lb	3/4"	–	601-3000D
		0-5000 lbs	1 lb	3/4"	–	601-5000D
		0-10,000 lbs	1 lb	3/4"	–	601-9999D
		0-3000 lbs	1 lb	3/4"	12"	601-3000D-12S
Standard-Hydraulic* 	<ul style="list-style-type: none"> • <i>Dual reading, lbs and Kg</i> • <i>Accuracy 3%</i> 	0-600 lbs	10 lb	3/4"	–	601-8006
		0-1000 lbs	20 lb	3/4"	–	601-8010
		0-2000 lbs	50 lb	3/4"	–	601-8020
		0-2000 lbs	50 lb	3/4"	12"	601-8020-12
		0-3000 lbs	20 lb	3/4"	–	601-8030
		0-3000 lbs	20 lb	3/4"	12"	601-8030-12
		0-5000 lbs	100 lb	3/4"	–	601-5000
		0-6000 lbs	50 lb	3/4"	–	601-6000
		0-6000 lbs	50 lb	3/4"	18"	601-6000-18
		0-10,000 lbs	100 lb	3/4"	–	601-8100
		0-5000 Kg	50 Kg	3/4"	–	601-8101
High-Capacity Hydraulic* 	<ul style="list-style-type: none"> • <i>Metric equivalent available</i> 	0-20,000 lbs	50 lb	1-3/4"	–	601-20000

** Hydraulic gauges should be selected to be used near mid-range.*

Resistance Welding Machine & Accessory

Voice: 269-428-4770 Fax: 269-428-4796

Express Orders: 800-915-9353

Visit Our Website at: www.resweld.com



ACCESSORIES



TIP SOCKET REAMERS

Hole in reamer center permits water tube entry; no need to dismantle holder. 4 RW, Part No. 601-0004; 5 RW, Part No. 601-0005; 6 RW, Part No. 601-0006; 7 RW, Part No. 601-0007.



TIP DRESSING TOOL

To remove mushroomed nose material on a pair of tips of 4 or 5 RW size, having pointed or dome noses. Other nose design dressers on special order. Dresser, Part No. 601-0102; Dresser cutter, Part No. 601-0103.



Tip File

RADIUS TIP FILE

To restore original contours of welding tips use this two-inch radius file. Part No. 601-0120.

WELDING TIP EXTRACTORS



No. 4 RW, EX-1, Part No. 601-0201
No. 5 RW, EX-2, Part No. 601-0202



No. 4 RW and 5 RW at opposite ends,
EX-3, Part No. 601-0203



Large: EX-10-A, Part No. 601-0231

TUFFCAP EXTRACTORS

Male caps, 4 & 5 RW, EX-45, Part No. 601-0240
Male caps, 5 & 6 RW, EX-56, Part No. 601-0242



Male cap extractor has long lever handles for easier cap removal. In two dual-size models: EX-45 and EX-56.

TUFFCAP SOCKET REAMERS

To ream or dress sockets to hold male caps. 4 RW, Part No. 601-0014; 5 RW, Part No. 601-0015; 6 RW, Part No. 601-0016.

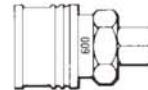


QUICK-CONNECT COUPLINGS with automatic shut-off

Use these couplings to make up efficient, trouble free coolant systems. Any plug shown will mate with any socket shown. Always put the socket on the upstream side of a connection. Its built-in valve will automatically close upon disconnection.



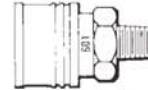
1/8" NPT female plug
Part No. 601-0300



1/8" NPT female socket
Part No. 601-0314



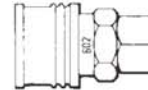
1/8" NPT male plug
Part No. 601-0301



1/8" NPT male socket
Part No. 601-0315



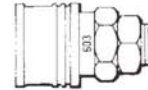
1/4" NPT male plug
Part No. 601-0302



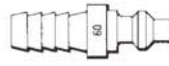
1/4" NPT female socket
Part No. 601-0316



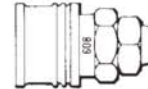
1/4" NPT male plug
Part No. 601-0303



1/4" NPT male socket
Part No. 601-0317

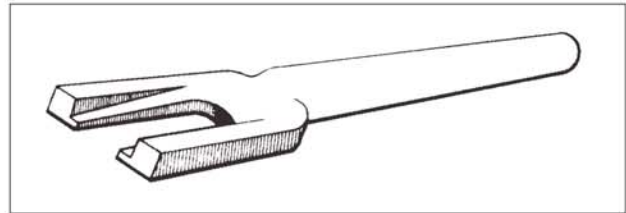


3/8" NPT hose plug
Part No. 601-0309



3/8" NPT hose socket
Part No. 601-0320

Female caps, 4 RW, EX-41F, Part No. 601-0220
Female caps, 5 RW, EX-5F, Part No. 601-0221
Female caps, 6 RW, EX-6F, Part No. 601-0222



Female cap extractors are made for three Tuffcap shank sizes: Models EX-4F, EX-5F, and EX-6F.

Resistance Welding Machine & Accessory

Voice: 269-428-4770 Fax: 269-428-4796

Express Orders: 800-915-9353

Visit Our Website at: www.resweld.com